
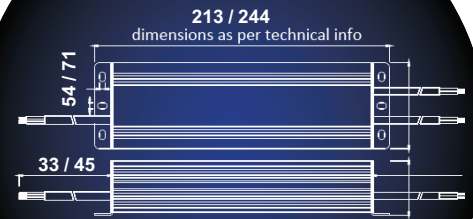




Colour:  Silver



+IP
67



LOA


2 YRS

PHYSICAL DATA

FEATURES & ACCESSORIES:

- Overload Short-circuit Protection
- Compact / Slim size for easy installation
- High transfer efficiency
- Wide input range
- 100% full loading
- 100% burn-in tested

MOUNTING:

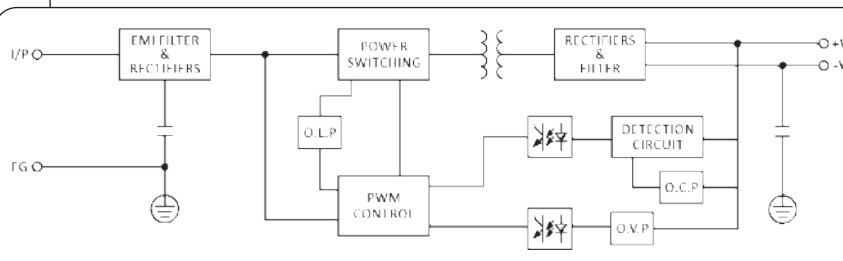
Subject to Application

APPLICATION AREAS:

LED Lighting Applications

TECHNICAL DATA

	LBL60WP12VJ	LBL150WP12VJ
MATERIAL	ALUMINIUM	ALUMINIUM
TYPE	LED DRIVER	LED DRIVER
OUTPUT POWER	60W	150W
INPUT VOLTAGE	170-250V	170-250V
OUTPUT VOLTAGE	DC 12V	DC 12V
AMPERE (A)	5A	12.5A
DIMENSIONS	L:213 x B:54 x H:33mm	L:244 x B:71 x H:45mm



E&OE MAY OCCUR



Lights By Linea
Since (1990)

Cape Town | 48 Marine Dr, Paarden Eiland | T: +27 21 511 6116
info@lightsbylinea.com | www.lightsbylinea.com